



MOOLOOLABA

TRIATHLON

2025 ATHLETE INFORMATION GUIDE

STANDARD DISTANCE



<https://mooloolabatri.com.au/>
mooloolabatri@theironmangroup.com

Ph: 1300 761 384

V1 07.02.2028

CONTENTS PAGE



Section	Page
Team Message	3
Race Rules	5
Welcome Message	6
Event Schedule	7-8
Athlete Check List	10
Race Kit	11
Relay Team Information	12
Pre Race Information	14-15
<ul style="list-style-type: none"> Venue Athlete Check-In Timing band Bike Mechanics Race Update Pre Race Training Parking Changed Traffic Conditions Shuttle Bus 	
Gear Bag Drop / Collection	16
<ul style="list-style-type: none"> Gear Bag 	
Transition Pre-Race	18
<ul style="list-style-type: none"> Bike Racking Transition Tours 	
Transition Race Day	19
<ul style="list-style-type: none"> Helmet Check Gear Set Up Bike Pumps Bike Collection 	
Aid Stations	20
Race Day Information	22
<ul style="list-style-type: none"> Cut Off Times Contingency Plan Race Day Services Finish Line Photo Recovery Process & Area 	

Section	Page
Race Day Post Race	23
<ul style="list-style-type: none"> Results Lost & Found Property 	
Swim Course	24-25
Bike Course	27
Run Course	28
Presentations	30
Additional Information	31
<ul style="list-style-type: none"> Volunteers Official Event App Get Social 	
Event Partners	32

MOO TRI TEAM MESSAGE



Welcome to the 2025 Mooloolaba Triathlon!

We're excited to have you with us for this iconic weekend of triathlon on the stunning Sunny Coast.

Affectionately known as Moo Tri, this event is perfect for everyone—from first-timers diving into the sport to seasoned athletes chasing personal bests. With two distances to choose from, there's a challenge for all levels in this breathtaking location.

This year, we're introducing the Aquabike event, bringing a new thrill to our lineup. The Aquabike combines swimming and cycling, offering a unique challenge for those who prefer to skip the run.

Our festival hub, including Check-In, the Mooloolaba Sport and Lifestyle Expo, and our Merchandise Store, will be set up at the Mooloolaba Esplanade Northern Parklands precinct.

The 2XU Swim Course will take place in the crystal-clear waters of Mooloolaba Beach. After the swim, the Bike Course will guide you along the Mooloolaba foreshore, up the Sunshine Motorway, and back. The Run Course will take you over Alexandra Headlands and back on a scenic two-lap route, showcasing one of the most beautiful courses in Australia.

As you prepare, make sure to review the Athlete Information Guide and stay tuned for the Online Briefing. If you have any questions, feel free to join one of our Transition Tours—check the event schedule for details.

We'd like to thank the Sunshine Coast Regional Council, Visit Sunshine Coast, and Tourism and Events Queensland for their continued support. A special shout-out to the Sunshine Coast community and our volunteers, whose efforts help make this event a success year after year.

Mooloolaba and the surrounding regions are

some of the most picturesque spots on the Sunshine Coast. Be sure to explore and enjoy everything they offer as you recover and celebrate your race.

Share your journey with friends and family, explore the Sunshine Coast, and immerse yourself in the pre- and post-race atmosphere.

We can't wait to see you on the course and share the excitement of crossing the finish line!

Train hard, race safe, and enjoy every moment!



Leanna Ali
Regional Director



Sunshine
Coast



FIND YOUR
SUNSHINE MOMENT
FOR REAL

VISITSUNSHINECOAST.COM



The event is sanctioned by Aus Triathlon.

All Athletes should read and understand the race rules and penalties prior to race day. Below highlights some of the race rules.

[AusTriathlon Race Competition Rules 2024/2025](#)

GENERAL

Section 1

1.1 Competitors must

j. not use any equipment that will distract the athlete from paying full attention to their surroundings: Athletes may not use communication devices of any type, including but not limited to mobile phones, smart watches, headphones and two-way radios, in any distractive manner during the competition.

m. not discard any equipment on the course, except at the approved dedicated locations;

SWIM

Section 2

2.1 When wetsuits are allowed, they must comply with the definition in Appendix A

2.7 Competitors must not use:

a. artificial propulsion devices;

b. flotation devices;

c. swimwear that covers the hands or feet, except socks may be used when wetsuits are mandatory

2.8 Swimskins may be worn and need to meet the same requirements as a race suit. Please see definition of a Race Suit in Appendix A.

BIKE

Section 3

3.1 A competitor is not permitted to cycle without appropriate footwear or with a bare torso.

3.2 A competitor is not permitted to make any forward progress without the bicycle and all of its component parts.

3.9.a For all events with a cycling distance up to and including the standard distance, the bicycle or motorcycle draft zone is a distance of **10 metres**. The front edge of the front bicycle or motorcycle wheel defines the start of the draft zone. Competitors have 20 seconds to pass through this zone. Also, see Clause 3.11 (g)

RUN

Section 4

4.1 A competitor may not crawl.

4.2 A competitor may not run with a bare torso or without shoes on any part of the run course of an event.

4.4 A competitor cannot be accompanied by any non-competing athletes, team members, team managers or other pacemakers on the course or alongside the course. A competitor cannot be accompanied by any non-competing person in the finish chute (unless an exception has been issued by the use of a special rule approved by the sanctioning officer or Technical Delegate).

PROTESTS

Section 7

A competitor may file a protest with the Race Referee provided that the matter under consideration has not previously been ruled upon by the Race Referee. A protest cannot be made on any matter involving a judgment call by a Technical Official. Matters relating to the lodging and consideration of protests are explained in Appendix G – Protest Procedures.

COMPETITION AGE

Appendix C

Age determination for all categories is determined by age on December 31st during the season of the triathlon competition.

For the 2025 Mooloolaba Triathlon age is as of 31 December 2024.

WELCOME MESSAGE



SUNSHINE COAST EVENTS

Welcome to the Sunshine Coast for the 2025 Mooloolaba Triathlon. Whether you are a returning participant or new to the event, this promises to be another fantastic occasion, and I hope you will walk away with some great memories. We're thrilled to have you here and can't wait to see you in action.

While you're here, we encourage you to explore all that Mooloolaba has to offer. Our beautiful coastline is the perfect backdrop for a variety of retail offerings and great restaurants.

As you prepare for race day, make sure your family and friends take full advantage of their visit.

Explore the labyrinth of canals and waterways with a Mooloolaba canal cruise, relax in luxurious comfort aboard Coastal Cruises Mooloolaba, or discover the region's First Nations culture with Saltwater Eco Tours. For something with an extra kick of adrenaline, experience the magic of snorkelling with turtles alongside the crew at Sunreef Mooloolaba or add a stop at SEA LIFE to your list for a glimpse into our underwater kingdom. Experience the freshest local produce and seafood including our famous Mooloolaba Prawns. And as Australia's Craft Beer Capital, you'll find plenty of locally brewed beverages at local bars and restaurants to help you recover from the race. You can find out more at visitsunshinecoast.com/mooloolaba

If you participated last year, you may have already experienced the sensational new Northern Parkland and boardwalk. In mid-2025, Sunshine Coast Council will begin revitalising even more of the Mooloolaba Foreshore, enhancing public beachfront parkland by 40 per cent and making the beach and foreshore more accessible for all.

Looking forward, we are working closely with the IRONMAN team to ensure the Mooloolaba Triathlon and IRONMAN 70.3 Sunshine Coast continue to be world-class events.

On behalf of our Sunshine Coast Council, I wish the best of luck to everyone participating in the 2025 event.

With best regards,

COUNCILLOR TERRY LANDSBERG
ECONOMY PORTFOLIO, SUNSHINE COAST COUNCIL



Message from the Minister for the Environment and Tourism and Minister for Science and Innovation, the Honourable Andrew Powell MP:

I'm delighted to welcome you to the Mooloolaba Triathlon on the Sunshine Coast.

The Queensland Government is proud to support Mooloolaba Triathlon through Tourism and Events Queensland's Major Events program, a key driver of our outstanding \$1 billion Queensland Events Calendar for 2025.

This event offers a true taste of Queensland's vibrant spirit and contributes to our growing reputation as the premier destination for world-class entertainment and unforgettable visitor experiences.

If you're here for Mooloolaba Triathlon, make sure you get out explore everything this stunning region has to offer - from its natural beauty to its unique attractions.

Andrew Powell MP Minister for Tourism



EVENT SCHEDULE- STANDARD



Event Schedule is up to date as at 6/03/25 and is subject to change.

View the Event Schedule [online](#) and on the [Mooloolaba Triathlon App](#) for the most up to date Information.

FRIDAY 28 MARCH 2025

Time	Event	Venue
12:00pm-7:00pm	Event Information Open	Beach Terrace
12:00pm-7:00pm	Mooloolaba Sport & Lifestyle Expo Open	Mooloolaba Esplanade, Northern Parklands
12:00pm-7:00pm	Merchandise Store Open	Mooloolaba Esplanade, Northern Parklands
12:00pm-7:00pm	Massage Open - Onsite Bookings	Mooloolaba Esplanade, Northern Parklands
12:00pm-7:00pm	Mooloolaba Triathlon Check In- Standard and Sprint Distance Athletes - (MUST BE PRE BOOKED)	Mooloolaba Esplanade, Northern Parklands
1:00pm-7:30pm	Mooloolaba Triathlon Bike Racking – Sprint (MUST BE PRE BOOKED)	Parkyn Parade Park, Parkyn Parade, Mooloolaba
1:00pm-7:30pm	Transition Help Desk Open	Parkyn Parade Park, Parkyn Parade, Mooloolaba
3:00pm	Mooloolaba Tri Sprint Transition Tour	Parkyn Parade Park, Parkyn Parade, Mooloolaba
6:00pm	Mooloolaba Tri Sprint Transition Tour and First Timer Q&A	Parkyn Parade Park, Parkyn Parade, Mooloolaba

SATURDAY 29 MARCH 2025 (Cont. on next page)

Time	Event	Venue
4:30am-5:30pm	Event Shuttle Service	Lady Musgrave Drive, Mountain Creek to River Esplanade
5:00am - 6:00am	Mooloolaba Triathlon Bike Racking – Sprint (MUST BE PRE BOOKED - LIMITED SPOTS AVAILABLE - MUST CHECK-IN FRIDAY)	Parkyn Parade Park, Parkyn Parade, Mooloolaba
5:00am - 6:00am	Sprint - Transition Open	Parkyn Parade Park, Parkyn Parade, Mooloolaba
5:00am - 4:00pm	Transition Help Desk Open	Parkyn Parade Park, Parkyn Parade, Mooloolaba
5:00am - 11:00am	Gear Bag Storage Open- Sprint	Parkyn Parade Park, Parkyn Parade, Mooloolaba
6:14am	Mooloolaba Triathlon Sprint - Para triathlete - RACE START	Main Beach, Mooloolaba
6:15am	Mooloolaba Triathlon Sprint - Age Group - RACE START	Main Beach, Mooloolaba
7:00am - 5:00pm	Event Information Open	Beach Terrace
9:00am-5:00pm	Mooloolaba Sport and Lifestyle Expo Open	Mooloolaba Esplanade, Northern Parklands
9:00am-5:00pm	Merchandise Store Open	Mooloolaba Esplanade, Northern Parklands
9:00am-5:00pm	Massage Open - Onsite Bookings	Mooloolaba Esplanade, Northern Parklands
9:00am-5:00pm	Mooloolaba Triathlon Check In - Standard Athletes - (MUST BE PRE BOOKED)	Mooloolaba Esplanade, Northern Parklands

EVENT SCHEDULE - STANDARD



Event Schedule is up to date as at 6/03/2024 and is subject to change.

View the Event Schedule [online](#) and on the [Mooloolaba Triathlon App](#) for the most up to date Information.

SATURDAY 29 MARCH 2025 (Cont.)

Time	Event	Venue
10:15am - 11:00am	Transition Open for Bike Check Out - Sprint	Parkyn Parade Park, Parkyn Parade, Mooloolaba
11:00am-12:30pm	Mooloolaba Triathlon Presentation Ceremony Sprint	Finishline, Beach Terrace, Mooloolaba
12:00pm-5:30pm	Mooloolaba Triathlon Bike Racking – Standard Athletes (MUST BE PRE BOOKED - ALL BIKES MUST BE RACKED TODAY)	Parkyn Parade Park, Parkyn Parade, Mooloolaba
12:30pm	Mooloolaba Tri Standard Transition Tour	Parkyn Parade Park, Parkyn Parade, Mooloolaba
2:00pm	Mooloolaba Tri Standard Transition Tour and First Timer Q&A	Parkyn Parade Park, Parkyn Parade, Mooloolaba
3:00pm	Mooloolaba Tri Standard Transition Tour	Parkyn Parade Park, Parkyn Parade, Mooloolaba

SUNDAY 30 MARCH 2025

Time	Event	Venue
4:30am-5:30pm	Event Shuttle Service	Lady Musgrave Drive, Mountain Creek to River Esplanade
5:00am-6:00am	Individual Transition Open	Parkyn Parade Park, Parkyn Parade
5:00am-11:15am	Teams Transition Open	Parkyn Parade Park, Parkyn Parade
5:00am-11:15am	Transition Help Desk Open	Parkyn Parade Park, Parkyn Parade
5:00am-2:00pm	Gear Bag Storage Open	Parkyn Parade Park, Parkyn Parade
6:15am	Mooloolaba Triathlon Standard - OPEN - RACE START	Main Beach, Mooloolaba
6:18am	Mooloolaba Triathlon Standard - Para triathlete - RACE START	Main Beach, Mooloolaba
6:21am	Mooloolaba Triathlon Standard - Age Group - RACE START	Main Beach, Mooloolaba
7:00am-1:30pm	Event Information Open	Beach Terrace
8:00am - 2:00pm	Massage Open – Onsite bookings	Finish line, Beach Terrace, Mooloolaba
8:25am	Mooloolaba Triathlon Standard - Relay Teams Standard - RACE START	Main Beach, Mooloolaba
11:20am-2:00pm	Transition Open for Bike Check Out - Standard	Parkyn Parade Park, Parkyn Parade
1:00pm-3:00pm	Mooloolaba Triathlon Presentation Ceremony - Standard	Finish line, Beach Terrace, Mooloolaba

SUNSHINE BEACH

STAY ANOTHER DAY, EXPLORE THE SUNSHINE COAST

Queensland's most incredible holiday destinations are ready to welcome you. There are so many places to explore on the Sunshine Coast, so say hello to new adventures.

QUEENSLAND.COM

Queensland

ATHLETE CHECK LIST



PRE EVENT

- Book/confirm accommodation & flights (if applicable).
- Ensure event registration is confirmed (check for confirmation email).
- Familiarise yourself with Event Schedule (know all check- in/drop off times).
- Check you chosen Athlete Check-In and Bike Racking times. You would have selected these when you registered and they will appear on your participant dashboard, accessed via your confirmation email.
- Make sure you've got your photo ID for check in.
- Familiarise yourself with the course - it is your responsibility to know this on race day.
- Check athlete list on event app
note: The athlete list will not be updated after 7th February 2025. However, it will be updated at close of Check-In prior to race day. If any details are wrong contact us via email mooloolabatri@theironmangroup.com or phone 1300 761 384.

ONCE I ARRIVE (PRE-RACE)

- Familiarise yourself with the event venue and key areas (Check-In, bike racking, swim start & finish line).
- Familiarise yourself with road closures.
- Check-In and collect race kit.
- Book in for a massage- onsite bookings only
- Rack bike.
- Pack items for race day.
- Teams – Familiarise yourself with [Team Transition entry point and handover zone.](#)

RACE DAY

- Ensure you have all items for your race including, helmet, timing band & trisuit.
- Enter Transition for last minute checks, set up gear & drop off bike pump (if relevant).
- Drop off gear bag (if relevant).
- Start the race - be at the start line at least 15 minutes prior to your start time.
- Finish the race.
- Recover.
- Collect your items – gear bag, bike pump, bike.

POST RACE

- If an award winner – attend Presentations at the Finish Line, Beach Terrace. (Medals will be presented to top 3 athletes/ teams in each category).

RACE KIT



RACE KIT COLOURS

Black – Open Male

Silver – Open Female

Light Blue – Age Group Athletes

Gold – Legend Athletes

Dark Blue – Relay Teams

1. RACE BIB NUMBER

Worn on the front and attach with race belt (supplied by athlete) or safety pins (available at Event Information). Do not fold or alter race bib number.

2. ATHLETE WRISTBAND

Secured at Athlete Check-In and must be worn at all times until after Presentations. You will not be allowed access into athlete restricted areas without wearing your wristband.

NO WRISTBAND = NO ACCESS

3. TATTOOS

Number Tattoo: Place on right bicep (or right forearm if a sleeved tri suit is being worn).

Application: Apply by peeling the clear film off, placing the tattoo face-down on your right arm, firmly pressing the paper side with a damp cloth or sponge, holding for 60 seconds and gently peel back the paper.

Tattoos are compulsory to wear. In the case your tattoo becomes faulty please see the Event Information Staff who will be able to provide direction on how to write your number on with a permanent marker.

4. SWIM CAP

Provided swim cap must be worn during swim leg. If wearing another cap, the official cap must be worn on top.

Swim caps are Latex.

5. GEAR BAG

Place items required for post race. Drop off before race start and pick up near transition post race. Must use bag supplied.

6. BIKE SEAT POST STICKER

Place this sticker around the seat post with the number facing backwards to be read from the side. Attach prior to bike racking.

Your Category Group is listed on this sticker and will match your swim cap colour, this is your start group. Please ensure your bike is racked in the correct location- this will match your swim start category group.

7. HELMET STICKER

Place sticker on front of helmet. Attach prior to helmet check on race day.

8. BIKE PUMP STICKER

Place sticker on bike pump prior to drop off on race day.

9. GEAR BAG STICKER

Remove sticker from backing sheet wrap the label around the string on the bottom right-hand corner of your gear bag and stick securely onto the back of itself.

RELAY TEAM INFORMATION



Please note the below information relates to the Relay Teams and outlines specific team details that differ to the Individual race.

Teams you must still read the complete AIG for all relevant information but please note the team information below.

RACE KIT

Please refer to pg.11 to see all inclusions in your race kit.

Please note the team differences:

- Race Bib Number –worn by the runner
- Athlete Wristband – each team member will receive their own wristband during Check-In
- Gear Bag - each team member will receive.
- Number Tattoo – worn by runner.

CHECK IN

Only one team member will be required to attend Check-In. The first team member to attend Check-In will receive the Race Kit and athlete gifts for all members. It is then the responsibility of the team member to distribute the race kit to the other team member/s.

It is recommended where possible, that all Relay Team Members Check-In together.

SWIM START

Rolling Category Start: Team swimmers will sort themselves into the correct start group based on their swim start time within their category.

FINISH LINE

Only runners of the Relay Teams will be permitted down the finish line.

TRANSITION

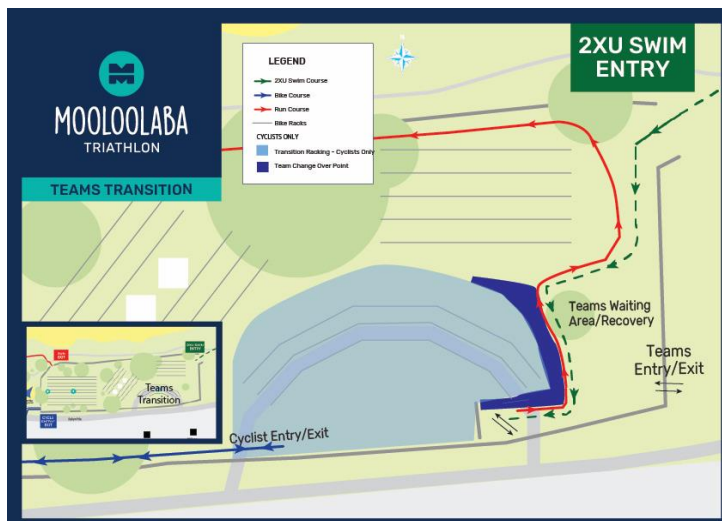
The change over between team members will occur at the designated Teams Changeover Zone. Remember your timing band is your relay baton.

During the race, team members will enter through the Teams Entry, Cyclists will proceed to the bike rack side and await the team swimmer. Team change overs are self-managed and it is up to Relay Teams to ensure they know when they must be at the meeting point.

Team runners will have access to the Team Changeover Zone once all the bikes have exited transition and are on the bike course.

Its important the Teams Transition area is as clear as possible during race times for the safety of all competitors.

- Team swimmers must not remove the timing band until they are within the Teams Changeover Area.
- The team cyclist will enter transition and await their swimmer, once the timing band has been handed from the Swimmer to the cyclist they must attach the timing band to their LEFT ankle before unranking their bike.
- Once returned to Transition the team cyclist must rack their bike before proceeding to the Teams Changeover Zone where the timing band can be exchanged to the runner for them to commence the run leg.



PURE

SPORTS NUTRITION

SAVE
20%

Get your exclusive 20%
off with discount code
PUREXMOOTRI25

puresportsnutrition.com

P E R F O R M A N C E +



RACE FUEL

90 GRAMS CARBS

Performance + Race Fuel is a sports drink built for the endurance athlete and aims to deliver the high level of carbs and electrolytes required to increase performance.

YOUR SOLE FUEL SOURCE



PRE-RACE INFORMATION



VENUE



ATHLETE CHECK-IN

See page 7-8 for time and location. We will be operating Check-In by appointment only. Selections were made at the time of entering, please check your confirmation email for chosen times.

All packs will need to be collected during Athlete Check-In opening hours. **Please note, no packs will be posted out prior to the event.**

What you will need to bring:

- Photo ID (drivers licence or passport).
- QR Code.

Who can collect?:

Only the person registered can pick up their race kit at Check-In. Please note that it is not permitted for someone else to compete under your name or for you to compete under someone else's name. This will result in suspension from your State Triathlon Association and banning both parties from future IRONMAN Oceania/Multisport Triathlon Races.

TIMING BAND

Collection: Your Timing band will be located in the envelope of your Race Kit.

Hot Tip: Place the timing band somewhere safe after collection. Eg with your helmet.

Drop Off: Timing bands will be collected within Recovery. Please remove your own timing band and give to volunteers.

Lost During Race: If you lose your timing band during the race, inform Event Staff within Transition, so that timing providers can do their best to replace the band.

Drop Out: If you do not start the race or pull out of the race, please return the timing band to the drop out clerk located at Event Information or if unable to reach this location to an Event Staff member. Where possible only hand to an official Event Staff member not a volunteer.

Lost Timing bands: If your timing band is not returned or is lost, you will be charged \$150AUD for a replacement.

HYDRATION

Hydration is an essential part to ensure your race day is a success. [PURE Electrolyte Hydration](#) will be available on the run course at all aid stations and contains the electrolytes sodium, potassium, magnesium and calcium. It is formulated to replace electrolytes, provide fuel (5% carbohydrates) and hydrate while avoiding stomach upset.

- [Training Nutrition Plan](#)
- [Race day Nutrition Plan](#)
- [Hydration Plan](#)



PRE-RACE INFORMATION



BIKE MECHANICS

Bike Mechanics will be available at Cycle Zone at 105 Brisbane Road, Mooloolaba on Friday and Saturday for all pre-race bike mechanic services. A limited 'emergency service' will be available in Transition on Sunday from 5am for Individuals, and 5:00am – 9:30am for Teams if you require assistance.

Note: There is no technical support available on course.

RACE UPDATE

A virtual Race update will be available via our [Facebook Page](#). This will include a high level overview of the event.

FIRST TIMER Q&A

There will be a first timer Q&A integrated with a transition tour on Saturday.

See page 7-8 for time and location.

PRE RACE TRAINING

When you are on the road cycling or running, remember all the rules of the road apply.

Swim: There are many great pools on the Sunshine Coast, if you choose to swim at the beach, remember to swim between the flags.

Bike: Remember to obey the road rules and do not ride two abreast on narrow road sections. Be courteous to motorists. Wearing your helmet whilst cycling is compulsory in Australia and Police can issue on-the-spot fines for breach of this law. Lock your bike whenever you leave it (unless it's during bike racking).

Run: Run on footpaths where possible and do not run more than two abreast.

MASSAGE

Pre and post-race massage therapy will be available from Friday to Sunday. View the Event Schedule (pages 7-9) for times and location.

Cost: \$20 per 15 minutes.

Bookings are not required. Please see the massage tent during opening hours to request a massage.

PARKING

Parking will be on surrounding local streets (please ensure that you are aware of the any parking restrictions and changed traffic conditions).

Paid Parking is also available at the ParknGo on Brisbane Street.

CHANGED TRAFFIC CONDITIONS

Please take time to make yourself aware of all changed traffic conditions for yourself and all athletes on race day.

[View Changed Traffic Conditions Flyer](#)

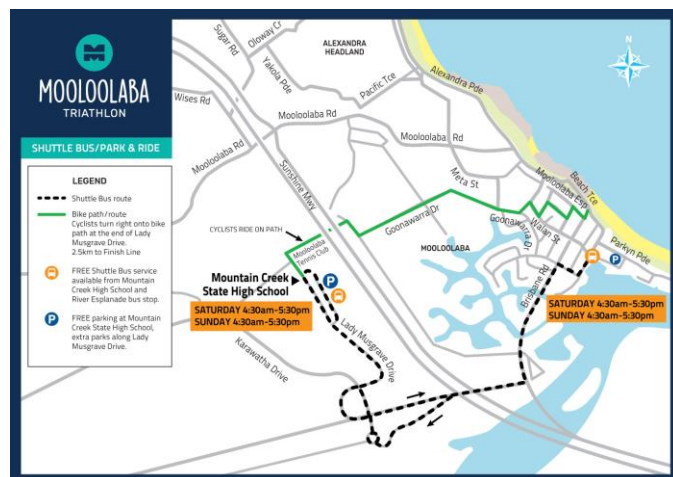
SHUTTLE BUS

A shuttle bus will run between Mountain Creek State High School and River Esplanade.

This service will run approximately every 30 minutes.

Saturday 29 March: 4:30am – 5:30pm

Sunday 30 March: 4:30am – 5:30pm





GEAR BAG

Your gear bag consists of any clothes you require post-race and is collected from the Gear Drop Storage Area. The bag provided to you during Athlete Check-In must be used as your gear bag. No other bag will be accepted. Please ensure that you have the gear bag sticker (located in your race kit) clearly stuck to the bottom of the handle. The Gear Drop Storage Area is outdoors so please ensure that your items are protected from the elements within your gear bag.

Examples Include:

- Warm clothing (jumper, tracksuit pants)
- Different footwear.

Please refrain from placing any valuables in your bag where possible.

View page 7-8 for times and locations.

BAG	DROP OFF LOCATION	USE DURING RACE	POST RACE COLLECTION
GEAR BAG	<p>When: Sunday 30 March, from 5am</p> <p>Location: Gear Bag Drop Storage Area – Parkyn Parade Park</p>	No Use	<p>When: Post Race Sunday 30 March until 2pm</p> <p>Location: Gear Bag Drop Storage Area – Parkyn Parade Park</p>
BIKE PUMPS	<p>When: Sunday 30 March, from 5am</p> <p>Location: Gear Bag Drop Storage Area – Parkyn Parade Park</p>	No Access during race	<p>When: Post Race Sunday 30 March until 2pm</p> <p>Location: Gear Bag Drop Storage Area – Parkyn Parade Park</p>

**Note: When you collect your bike post race, gear bags and bike pumps should be collected at the same time.*

***If items are not collected by 2pm, it will be moved to Event Information.*



LOOKING FOR THINGS TO DO?

FIND YOUR SUNSHINE MOMENT WITH THESE AWESOME ACTIVITIES ON THE SUNSHINE COAST.

FOOD, DRINK AND CRAFT BEER

Any foodie worth their fork knows Mooloolaba's dining scene is next level - Mooloolaba prawn, anyone? - with the Esplanade and The Wharf Mooloolaba buzzing with places to eat. The Sunshine Coast is also Australia's Craft Beer Capital. If you're not sure which crisp IPA or zesty sour to try first, make your way around the region by following the craft beer trail, or book yourself a spot on a craft beer tour.

CRUISE THE WATERS

Hop aboard a boat and meander the labyrinth of Mooloolaba's canals and waterways with a glass of bubbly in hand. Top tours to check out include the Champagne River Cruise with Cavalier Cruises, the Bushtucker Cruise with Saltwater Eco Tours, the Mooloolaba Canal Cruise, and Coastal Cruises Mooloolaba.

TAP INTO WELLNESS

It's easy to feel energised by the unhurried pace of the Sunshine Coast, after all, we're not just sunny by name but sunny by nature here with wellness a way of life. Reset and reconnect at one of our award-winning spas, with the Salt Caves Mooloolaba, Waterfall Day Spa and Tank Bathhouse all on your doorstep in Mooloolaba.

STRETCH YOUR LEGS

When it comes to national parks overflowing with rich foliage and lush hideouts, not many do it better than the Sunshine Coast. Discover leafy rainforests and cascading waterfalls - Buderim Falls is less than 20 minutes' drive from Mooloolaba - or head to the Hinterland to inhale, exhale and stretch your legs post-race on a scenic hike.



VISITSUNSHINECOAST.COM



PRE-RACE

BIKE RACKING

View the Event Schedule (page 7-8) for times and location.

Prior to Entry:

- Attend Athlete Check-In.
- Secure bike seat post sticker.

Bike Checks:

- Conducted by Aus Triathlon upon entry.
- You, the athlete are responsible for your bike being in safe working order.
- Inspectors will be checking for such thing as:
 - End plugs on handlebars.
 - Tyres in reasonable condition.
 - Stripped cabling.
 - At least one water bottle cage.
 - Brakes in working order.
 - Compliance with Aus Triathlon Competition Rules.

How to Rack your Bike: Rack your bike by the handlebars. If you cannot rack by your handle bars see one of the Technical Officials in transition who will help you rack with some cable ties. On race morning you may change your bike to be racked by the seat, front wheel facing outward from the rack.

Covers: No full bike covers will be allowed for overnight racking. These will be removed and can be collected at Event Information (lost & found).

Note: No Helmets are to be left overnight as a compulsory helmet check is conducted on race morning.

TRANSITION TOURS

The free Mooloolaba Triathlon Transition tours provide you with detailed information on the flow of transition. This will help you understand what you need to do on race day and how to easily get around transition and back out onto the course. A useful tool to help you achieve your best on race day and set you up for the ultimate finish experience.

When: Saturday 29 March 12:30pm, 2:00pm including First Timer Q&A, 3:00pm

Location: Parkyn Parade Park, Parkyn Parade, Mooloolaba



RACE DAY

HELMET CHECK

Aus Triathlon officials will be conducting compulsory helmet checks as you enter the Transition area. Please ensure you have your helmet on and secured (with your helmet sticker on the front of your helmet) prior to entering Transition.

Your helmet may be placed either on your bike or on the ground beside bike.

Competitors are responsible for ensuring that their bike helmet is in a safe working order, prior to presenting at Transition. [See Aus Triathlon Race Competition Rules.](#)

GEAR SET UP

All items required for your bike and run legs will be set up on race morning at your bike. Please note no bags/tubs are to be used or left in Transition, and all bags/tubs will be removed if left in transition.

Gear may include:

Bike	Run
Bike shoes (or on bike)	Running Shoes (compulsory)
Helmet (compulsory)	Race bib number (compulsory)
Sunglasses	Sunglasses
Towel	Hat/Visor
Socks	Socks
Nutrition and fluids (or on bike)	Nutrition and fluids

Bike pump drop off will be available on race morning at the Gear Bag Storage Area and can be collected post event from the Gear Bag Storage Area. Please ensure your bike pump is labelled using the sticker within your race kit.

All bike pumps which aren't collected during bike collection times will be donated.

POST RACE

BIKE COLLECTION

View the Event Schedule on page 7-8 for collection times. Ensure you are aware of the closing time as, after this time Transition will become unsecure.

GEAR BAG AND BIKE PUMP COLLECTION

When collecting your bike, please ensure all gear bags and bike pumps are collected at the same time.

View drop off and collection times on page 16.



BIKE LITTER ZONE

There will be a designated litter zone on the bike course where you will be able to dispose of litter without being penalised. The Litter Zone will be located 50m on either side of the turnaround on Sunshine Motorway. If you do not follow these rules you will be penalised with a Stop/Start penalty on the bike.

RUN AID STATIONS

There will be 2 aid stations on the run course at Mooloolaba Esplanade (outbound) and Alexander Headland Surf Club (both outbound and inbound)

Will offer:

- Water
- [PURE Electrolyte Hydration Lemon](#)
- Sunscreen
- Toilets

Aid Station KM Markers

- 1km
- 3km
- 5km
- 7km
- 9km

HYDRATION

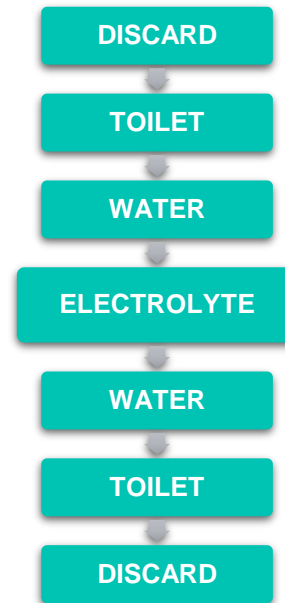
[PURE Electrolyte Hydration](#) is a premium electrolyte hydration drink, containing essential electrolytes Sodium, magnesium, Potassium and Calcium. It has a 5% carbohydrate content and is designed to help hydrate and fuel endurance, without being sickly sweet or causing stomach upsets. Trial a starter pack [here](#).



PROCESS

There will be signs along the aid station listing what is on offer. Once you have collected what you need continue on with your run ensuring you do not block fellow athletes.

AID STATION LAYOUT



DISCARD DROP ZONES

Please discard any unwanted items within the discard zone. Anything discarded outside this area will be penalised.

SALTWATER ECO TOURS

COME AND EXPLORE THE SUNSHINE COAST

Queensland's most incredible holiday destinations are ready to welcome you. There are so many places to explore on the Sunshine Coast, so say hello to new adventures.

QUEENSLAND.COM

Queensland

RACE DAY INFORMATION



CUT OFF TIMES

Below cut off times provide final cut off locations and time of day based on the predicted last starter at time of publishing this document.

Swim – 9:19am

Athletes must complete the swim by **9:29am**, 40 minutes after the last schedule team start. Any remaining team cyclist in transition will be sent out onto the bike course at the time. All swimmers will receive a finish time.

Bike – 11:25am

All cyclists must be off the Sunshine Motorway by **11:03am** and completed the cycle by **11:25am**. Any cyclists unable to reach this cut off will be removed from the course and collected by event SAG wagons.

Run – 1:00pm

All runners are required to be off the course by **1:00pm**. Every effort will be made to allow you to run to the finish line however you may be asked to move onto the footpath if you are behind the required pace to complete the run within the cut off time, this is necessary in order to allow the scheduled reopening of roads.

Should an athlete be unable to reach one of these cut off times, they will no longer be able to continue racing. Race results will be classified as a Did Not Finish (DNF). Event Personnel will assist in transporting the athlete back to the event precinct via sag wagons.

In addition to the above cut off times, athletes may be cut-off at any time based on the Race Directors discretion and judgement. Reasons for this may include, but are not limited to; medical, contingency, logistical and or race rule violations. In the situation of one or more legs (swim, bike, run) being modified under contingency scenarios, the Race Director also reserves the right to announce new cut off times.

CONTINGENCY PLAN

If/when the contingency plan needs to be implemented you will be notified by the Race Director. This will be communicated by the event app or by the commentator.

RACE DAY SERVICES

Medical

A first aid provider will be engaged to provide first aid at all events operated by The IRONMAN Group.

First aid will be positioned in a variety of locations. The exact positions of first aid stations can be viewed via the [course maps](#). Athletes are responsible for any costs incurred as a result of a medical incident. This includes but is not limited to ambulance transfers, hospital stays, specialist treatment. It is therefore strongly advised that all athletes hold adequate personal insurance. Australian residents are recommended to hold valid private health insurance (inclusive of ambulance cover) whilst international athletes are strongly advised to have adequate travel or personal insurance that will provide coverage for participation in an IRONMAN Group event. Athletes are responsible for understanding the terms and conditions of insurances held.

SAG wagon

The SAG Wagon will collect athletes who are unable to complete the bike course or are unable to finish within the course cut-off time. Collected athletes will be transported back to the event venue.

Should you require a SAG Wagon at any time, please wave down a motorbike official and they will contact IRONMAN for SAG Wagon deployment. Alternatively advise volunteers at the nearest aid station.

Please Note: delays in SAG Wagon transport are expected. To assist with a prompt response, please do not move from your reported location once a SAG Wagon has been requested as this could affect their ability to locate and transport you.

RACE DAY INFORMATION



PHOTOGRAPHS

Sportograf is proud to be the official athlete photo service for this event. They will provide you with their “Foto-Flat” which includes all your amazing personal pictures from several top locations around the course and the finish line, as well as the beautiful impression shots of the scenery and the race day in general.

Help them take the best photo of you:

- Please be sure to keep your bib number visible on the FRONT of your body and handlebars during the run and bike, to help us identify more photos of you!
- Notice our photo spots and smile for the camera –even if it hurts!
- Smile and celebrate when you cross the finish line! Don’t worry about touching your watch, the timing company will ensure an accurate record of your achievement.

Stay up to date and FOLLOW Sportograf on [Facebook](#) and [Instagram](#)

RECOVERY PROCESS & AREA

After passing the finish line arch, you will then follow the recovery process and have the below available to you:

- Official finisher photo by Sportograf
- Timing band removal
- Recovery food/drink
- Medical support (if required)
- **Important:** before exiting, please ensure all relevant nutrition and items have been collected. There is a no re-entry policy so make sure you are comfortable before you exit.

THE POST FINISH RECOVERY AREA WILL OFFER:

- Water
- [PURE Electrolyte Hydration in Lemon](#)
- Watermelon

POST RACE

RESULTS

Results can be viewed at the following locations:

- Mooloolaba Triathlon App - <https://mooloolabatri.com.au/athlete-info/pre-race-info/>
- Event website - <https://mooloolabatri.com.au/athlete-info/latest-results/>
- Finishers Certificate – www.multisportaustralia.com.au

No access to online services? Visit our Event Information who can assist.

LOST & FOUND PROPERTY

Any lost or found property that is handed in will be taken to the Event Information. You can lodge your own lost items here:



Alternatively view the Event Schedule (page 7-8) for times and location.

Please note: No responsibility or liability is taken by the Race Organisers for lost property.

All lost property will be held for 30 days post event. After this time all left over items will be donated to charity. For any enquiries after the event please contact IRONMAN on 1300 761 384 or mooloolabatri@theironmangroup.com



Cut off time – 9:19am

WARM UP SWIM

Swim warm-up if required must take place off to the right of the 2XU swim course.

PARATRIATHLETE SWIM START

Paratriathletes will be communicated to by the Race Director of their start time and process.

If you are a Paratriathlete and require support, please contact us at mooloolabatri@theironmangroup.com or on 1300 761 384

ROLLING CATEGORY START

The 2XU swim start will be a rolling category start format. Within each category, athletes will seed themselves based upon their own projected swim times. Self-seeding will be based on your individual abilities according to your expected finish time.

Within each rolling category start there will be 4 start zones. You can avoid being overtaken by stronger swimmers by seeding yourself with athletes of a similar skill and ability level.

The four Start Zones are:

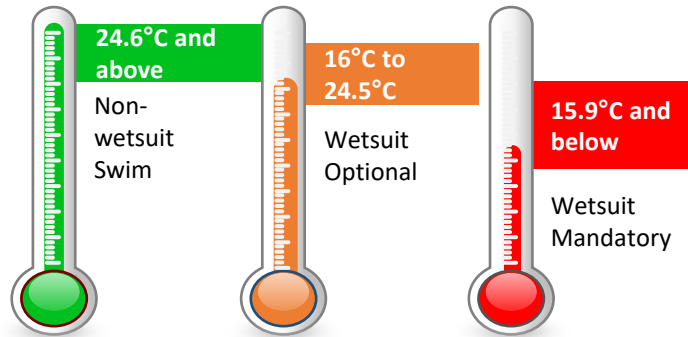
- Zone 1: Under 28 minutes
- Zone 2: Between 28 - 31 minutes
- Zone 3: Between 31 – 35 minutes
- Zone 4: Over 35 minutes

The rolling category start will continue from zone 1 to zone 4 with Athletes being released at intervals, across the start line and timing mat. Each Athletes official individual race time will start when they cross the clearly marked start line/timing mat on the beach.

The next category start will then self-seed into the 4 start zones and this process will be repeated until all category starts have commenced the swim.

[Click here](#) to view Swim Start Times

WETSUIT RULING



Wetsuits will be optional if the water temperature is below 24.6 degrees Celsius and mandatory if the water temperature is below 15.9 degrees Celsius. See race rules on page 5 for more information.

A provisional wetsuit ruling will be posted at Athlete Check-In and Event Information on Saturday from 11am. The official wetsuit ruling will be announced race morning by the commentary team.

Open Athletes: Wetsuits will be optional if the water temperature is below 20 degrees Celsius and mandatory if the water temperature is below 15.9 degrees Celsius.

2XU SWIM COURSE 1.5km



COURSE

The 2XU swim starts 800m south of 'Loo with a View' so please allow 15 minutes to walk to the start. Competitors and athletes are asked to keep the swim start area clear.

All competitors must be at the swim marshalling area 15 minutes prior to their start. You must follow the swim buoys precisely; any short cuts will result in disqualification.

SWIM SAFETY

Water safety personnel and craft will be located on the water during the swim. They will have relevant equipment and are there to support you should you require.

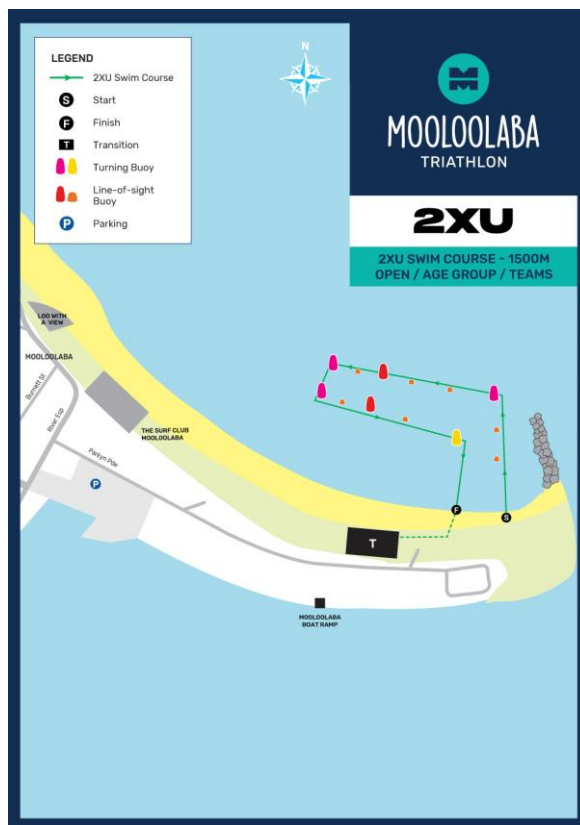
At any time should you require the assistance of water safety please raise one arm into the air and they will come to your aid. Should at any point in time you decide to abandon the swim, you will be taken to one of the swim extraction points. At this point in time you will be required to be checked by medical before either withdrawing from the race or continuing. If withdrawing please return your timing band to the Information Tent.

SWIM CAPS

All swim caps provided will be latex based. In the case you are allergic, please contact us mooloolabatri@theironmangroup.com or via 1300 761 384.

[Click here](#) to view category swim cap colours.

COURSE MAP



2XU

2XU Participant Offer

Enjoy 20% off 2XU with code **MOO20**.
PREPARE. PERFORM. RECOVER.

[SHOP NOW](#)

Offer expires 4 March 2025. T&Cs apply. 20% off Full Priced Items only. Excludes Light Speed Compression, Outlet & Wetsuits.

THE FLOW IS ALL YOU FEEL.


ULTRA LIGHT.
NO PRESSURE POINT.

OPTIMAL FIT.
PHENOMENAL VISION.



C-ICARUS

Our complete range of high-performance shields, now available:



MICRO EDGE



SHIFTER



ICARUS



CHRONOSHIELD



LIGHTSHIFTER



C-SHIFTER



+ BOLLE + PERFORMANCE SUNGLASSES



BIKE COURSE 40km



Cut off time – 11:25am – must be off motorway by 11:03am

COURSE

The bike is a 40km out and back course with one climb out to the motorway and then a very slick, fast, flat course. The course may be influenced by winds. It is 20km to the turnaround point and return to transition. Take caution as you approach Transition as it changes to single file.

TRAFFIC

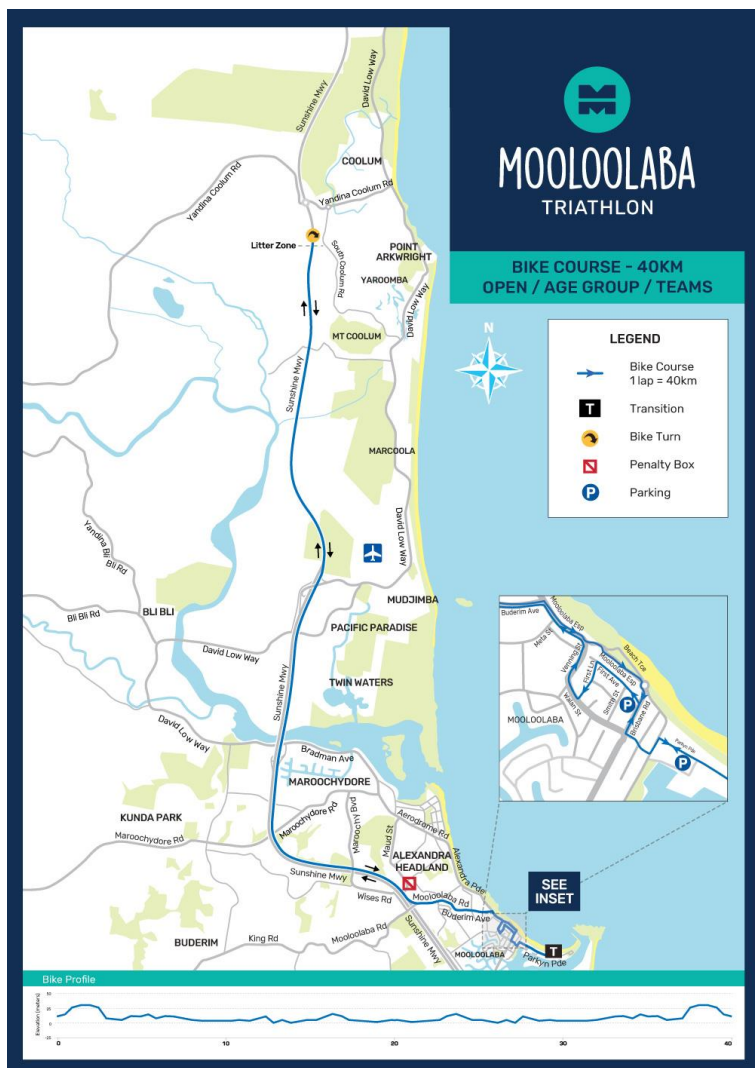
Event vehicle and personnel vehicles/motorbikes will be out on course during the event.

PENALTY BOX

There will be a penalty box located at:

- Mooloolaba Road at Tantula Road West intersection – inbound only (at the top of Buderim Ave off-ramp)

COURSE MAP



RUN COURSE 10km



Cut off time – 1:00pm

COURSE

The run is a 10km two-lap course taking in some of the most scenic coastal views of the Sunshine Coast.

TRAFFIC

Event vehicle and personnel scooters/motorbikes will be out on course during the event.

COURSE MAP





GOOD LUCK TRICLUBBERS!

- 3D Tri Squad
- 80/20 Endurance
- AGMT
- Alice Springs Triathlon Club
- Atlas Multisports
- Australian Defence Triathlon Club
- B Mee Multisport
- Balmoral Triathlon Club
- Bargara Triathlon Club
- Bayside Multisport
- Bayside Triathlon Club
- Be Energetic
- Bondi Running and Triathlon
- BOSS Multisport
- Brisbane Triathlon Club
- Burleigh Triathlon & Multisport Squad
- Cairns Crocs Triathlon Club
- Caloundra Triathlon Club Inc
- Canberra Bilbys Triathlon Club
- Carina Leagues Triathlon Club
- Central Coast Triathlon Club
- Clarence Valley Triathlon Club
- Club Croc Inc
- Concord Triathlon Club
- Core 4 Endurance
- Core4 Endurance
- Cronulla Triathlon Club
- East Coast Cycos
- Eastern Suburbs Triathlon Club
- Elevate Tri Club
- Energy Lab Triathlon
- Fitzroy Frogs Triathlon Club
- FLOWITRI
- Forster Triathlon Club Inc.
- Free Radicals Tribe Triathlon Club
- Fremantle Triathlon Club
- Genesis Triathlon Club
- Goondiwindi Triathlon Club Inc.
- Greensborough Triathlon Club
- Hat Head Triathlon Club
- Helix Triathlon
- Hervey Bay Triathlon Club Inc.
- Hill Top Coaching
- Hills Triathlon Club
- i4 Coaching
- Illawarra Triathlon Club
- Intraining Running And Triathlon Club
- Ipswich Triathlon Club - AU
- Jervis Bay Triathlon Club Inc
- JT Multisport
- Kempsey Runners And Triathlon Club Inc
- Kiama Triathlon club
- Koa Sports
- Lakers Triathlon Club
- Launceston Triathlon Club
- Live2Tri
- Logan Triathlon Club
- M5 Triathlon
- Macarthur Triathlon Club
- Mackay Triathlon Club
- Mavericks Coaching Alliance
- Melbourne Triathlon Club Inc
- Momentum Endurance Coaching
- Multisport Gold
- MyProCoach
- Noosa Tri Club
- NQ Triathlon Academy
- Orange Cycle And Triathlon Club
- Oxford University Triathlon Club
- Panthers Triathlon Club
- Pine Rivers Tri Sports Club Inc
- Powins Racing Team
- Pumicestone Tri Sports Club
- Pursue Multisport
- Pursue Multisports
- Race Pace Coaching
- Ratpack Multisport Inc
- ReadyToTri
- Red Dog Triathlon Training
- Redcliffe Tri Club
- Redlands Cycling and Multisport Club
- Ringwood Triathlon Club
- Sadler Coaching
- Sandgate Tri Club
- SBRG Performance Coaching
- Sharks Triathlon Club
- Sheldon Triathlon Club
- Shellharbour Tri Club
- Simon Knowles
- Somerset Spartans Triathlon Club
- South Bank Triathlon Club
- Southern Stars Triathlon Club
- Southland Triathlon & Multisport Club
- Southport Triathlon Club Inc
- Sportfit Lab
- SSG MultiSports
- Standing Start Triathlon
- Starfish Tri-Athletic
- Sunshine Coast Tri Club
- Sunshine Coast Triathlon Academy SCTA
- Surfers Paradise Triathlon Club
- Swiftmultisport
- Sydney Triathlon Group
- T:Zero Multisport
- TCR Sport Lab Ltd
- Team Betty
- Team Koach
- Team T Rex
- TEAM Tri Coaching
- The Cupcake Cartel
- Tomaree Triathlon Club
- Toowoomba Triathlon Club Inc
- Townsville Tri Club
- Tri Alliance
- Tri Nation
- Tri St George
- Tri-ActiV8 Triathlon Squad
- Triathlon South
- Tribe Triathlon Club
- TriEdge Coaching
- TriFury
- TriMotivate Performance Coaching
- Tuggeranong Vikings Triathlon Club
- Tweed Valley Triathletes Inc
- Twin Towns Triathlon Club
- UQ TRIADS
- Vipers Triathlon Club
- Warringah Triathlon Club
- We Tri - Training and Coaching
- Western Suburbs Triathlon Club (WSTC)
- Westside Triathlon Club
- Whitsunday Triathlon Club
- Wilston Grange Triathlon Club
- Wyn Republic

Join the Program

| ironman.com/triclubs

PRESENTATIONS



PRESENTATIONS

All awards will be presented at the Finish Line, Beach Terrace.

- Each competitive category will be awarded 1st- 3rd place medals. You can view your results on the Moo Tri App.
- If you are a place-getter in your category and are unable to stay and collect your award, you will need to contact the IRONMAN office within two weeks of the event to arrange collection of your medal. You will be able to collect your prize from the IRONMAN office or alternatively have your medal posted to you, at your expense.

TRICLUB PODIUM AWARDS

The top five individual Age Group Ranking athlete results from each club will be added together to receive a club grand total.

The top three clubs with the highest score, no matter the division, will win the TriClub Podium Awards.



— MORE THAN JUST MEDALS —
YOUR SOURCE FOR AWARDS, APPAREL & PROMOTIONAL PRODUCTS



The Official Medal Supplier of IRONMAN and the Rock 'n' Roll Running Series

www.AlwaysAdvancing.net | info@alwaysadvancing.net



VOLUNTEERS

The 2025 Mooloolaba Triathlon requires the support of over 600 Volunteers in order to deliver the event.

Our team of Volunteers will contribute a combined total of around 3,000 hours to assist, support and motivate you from the start to the finish of your Mooloolaba Triathlon.

We encourage you to say THANK YOU to the Volunteers whenever possible! They love it when they are appreciated by our athletes and without the Volunteers, we simply would not be able to run any IRONMAN Group events.

OFFICIAL EVENT APP

The Mooloolaba Triathlon app has everything you need to know as an athlete or a spectator.

Available for both iPhone and android, the app includes live athlete tracking, race leaderboard, race results, course maps and Event Schedule.

- Update it to get the latest race info.
- Track the athletes live throughout the course, including their time splits.
- Live leaderboard to keep you up front with who's in the lead, and you can filter by age group.
- It's super easy to find and create your own list of your fav athletes to follow.
- You can receive notifications when the athletes you're following cross key race points.
- Check out the final results post-race.
- Always know where you are and want to be with interactive maps.
- Event Info and clear Schedules ensure you know what's going on, where and when.

Get all the race info and updates in your pocket. Download the Mooloolaba Triathlon App now!

GET SOCIAL



<https://www.facebook.com/MooTri/>



<https://www.instagram.com/mooloolabatri/?hl=en>

#MooTri

**See you soon,
Mooloolaba Tri Team**



EVENT PARTNERS



OFFICIAL EVENT PARTNERS

